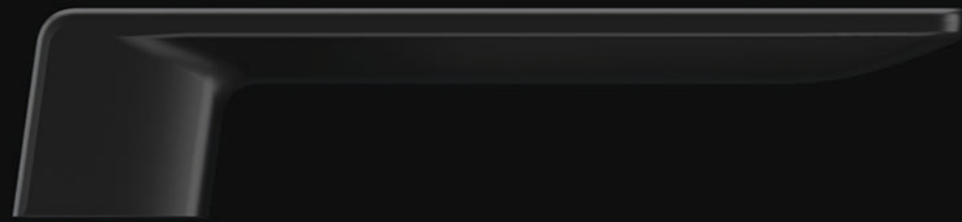


Massive. Beautiful.
Efficient.



Elegance Minimalist

The subtlety of the straight line gives visual lightness and coherence to the whole range.

ICONIC is the range of handles, cremone handles and accessories designed by Exlabesa to offer a functional and attractive locking solution adapted to the current needs of the sector.
An exclusive collection with a minimalist design line combined with the functionality of high-value hardware that combines quality and ease of use.

Perfection Technique

Ergonomics

Size and interior shape offer ease and comfort of use.
Slight neck tilt for easy exterior openings.

Visual lightness

The minimalist design provides visual lightness and timelessness.
No visible hardware or plastic parts.

Quick and easy installation

Easy machining of the profiles.
Pre-assembled parts for easy assembly and handles with rotating covers that conceal the hardware.

Customization and creative freedom

Available in any color of the RAL chart.
Maximum guarantees of quality and durability.




Exlabesa Building Systems, S. A. U.

Campaña s/n - Valga
36645 - Pontevedra (Spain)
Tel. +34 986 556 277
ebs@exlabesa.com
www.exlabesa.com

QUALICOAT-SEASIDE | QUALIDECO | QUALANOD | ISO 9001 | ISO 14001 | ISO 45001

EXLABESA
ARCHITECTURE

Massive. Beautiful.
Efficient.



Iconic

ENG - 07/2023



Cremone handle

For hinged and tilt-and-turn openings.

Highlights

Solid and robust mechanism.
Firm positioning at 90°.
Smooth opening.

Dimensions

Width: 34 mm
Height: 185 mm
Depth: 63 mm

Available in three versions:
standard, lockable or removable.

Cremone with key

Possibility of limiting opening
to 90° for Logic maneuvering
hardware and locking in closed
position.

Removable cremone

System with clip-on handle for
use on tilt and turn openings.



Cremone
with key

Removable
cremone

Square handle

For hinged, tilt-and-turn
and sliding openings.

Highlights

Anti-breakout security system.
Pivoting escutcheon cover for
ease of assembly.
No visible screws.

Dimensions

Width: 30 mm
Height: 158 mm
Depth: 60 mm



Pull handle

Interior and exterior
handle for sliding doors.

Dimensions

Width: 45 mm
Height: 182 mm
Depth: 45 mm



Handle for lift & slide patio doors


For lift-up sliding doors.

Highlights

Ease of assembly.
Keyed and keyless options.
Robust positioning at 0° and 180°.
Reduced turning effort.

Dimensions

Width: 34 mm
Height: 325 mm
Depth: 56 mm



Door handle


For hinged openings.

Highlights

Metal base and mechanism for
strength and durability.
Pivoting escutcheon cover for
easy mounting.
No visible screws.

Dimensions

Width: 68 mm
Height : 137 mm
Depth: 48 mm



Angled handle

For sliding doors.

Highlights

Anti-breakout security system.
Swiveling escutcheon cover for easy
mounting.
No visible screws.

Dimensions

Width: 40 mm
Height: 185 mm
Depth: 48 mm

Opening version
Left or right.



Groove

For sliding doors.

Highlights

12 mm finger insert for a
sturdy grip.
Concealed pre-threading for
fixing from the inside.

Dimensions

Width: 34 mm
Height: 132 mm
Depth: 15 mm

