

KC75

High performance
window system



Flush design. Premium performances.

The **KC75** is a premium aluminium window system ideal for both new builds and renovation building projects. It stands out as the optimal choice for any commercial or residential jobs that require guaranteed security, thermal efficiency, and slim sightlines products.

Available in top-hung and side-hung applications, the system features an innovative central gasket and a thermally improved polyamide that reduces drastically U values. Furthermore, the product can be dry-glazed internally or externally using clip-in beads.

KC75 casement system is fully compliant with current Building Regulations, including BFRC and Part L, and it has been PAS-24 approved, guaranteeing extra security to any project.

Flush design

The KC75 has been enhanced with a striking new design, offering a more refined and modern appearance. It is now available in two elegant styles: a contemporary casement look or a sleek flush sash option, allowing greater design flexibility to suit any project

Fabricator friendly and cost-effective solution

Thanks to its fabricator friendly design, KC75 can be quickly and easily fabricated to tight deadlines. It is fully compatible with Exlabesa systems and accessories range allowing to use standard Exlabesa corner cleats, gaskets, beads, cills, corner posts or add-ons.



Features

- Top & side hung applications
- Internally or externally beaded
- Mechanical or crimping cleats option
- Cills, couplers, add-ons and curtain walling inserts available

✓ PAS 24 Security

✓ BS6375-1

✓ PART L

✓ BFRC





Option
STANDARD SASH / FLUSH



Option
STANDARD SASH



DESIGN

The KC75 features a refreshed, high-impact design that delivers a more contemporary and sophisticated aesthetic. It is available in two elegant finishes: a modern casement style with clean, contemporary lines, or a sleek flush sash option with a smooth, uniform appearance, offering greater versatility to suit a wide range of projects.

FEATURES

With a glazing range from 44 to 60 mm the system can easily adapt to double, triple glazed units or even units incorporating interstitial blinds.

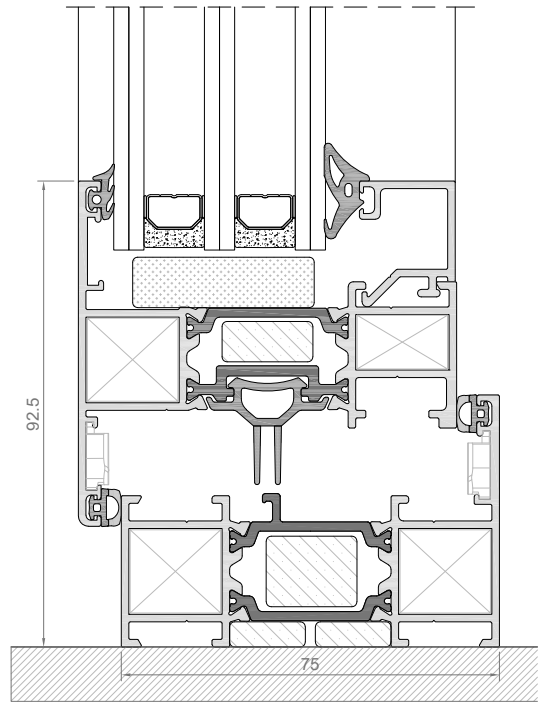
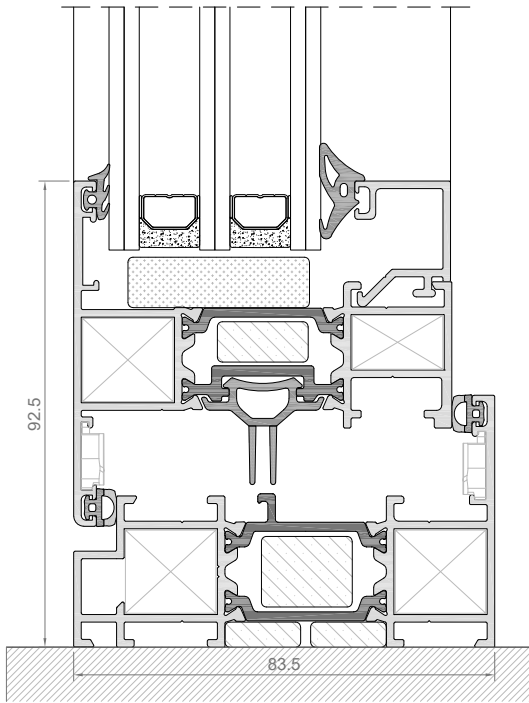


POSSIBILITIES

Available in both top-hung and side-hung applications, this system, featuring internal or external beading, also provides choices for open-out and French openings.

STANDARDS COMPLIANCE

Made in Britain to meet performance and security requirements of current Building Regulations. Fully compliant with Part L and BFRC standards, and certified to PAS 24 for enhanced security.



Option
STANDARD SASH / FLUSH

Option
STANDARD SASH

Maximum sash size

1500x1500 mm top hung
900x1500 mm side hung

Maximum weight


50 kg

Maximum glazing

60 mm

U_w values

Double glaze - 1.3 W/m²K
Triple glaze - 0.9 W/m²K



Air permeability

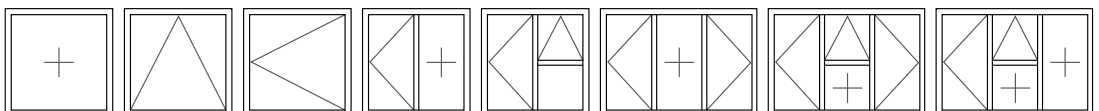
Class 3

Watertightness

E1200

Wind load

CE2400





Exlabesa Building Systems Ltd.

Ogden Road - Wheatley Hills
DONCASTER DN2 4SG
Tel. +44 01302 762500 Fax +44 01302 762557
www.exlabesa.co.uk

QUALICOAT | ISO 9001 | PAS 24:2022

